


# In Situ Modular Sofa Frame Section

“With the In Situ Modular Sofa, we wanted to combine the functions of modularity with the beauty of simple, elegant lines and a deep comfort. We sketched a profile that runs along the seat and back of the sofa to subtly hide the visual elements of modularity, giving it a unique character while bringing the individual modules together for a complete appearance. This is paired with grand, sculptural lines and the inherent comfort of its soft seat. The In Situ Modular Sofa combines the grandeur of traditional Italian sofas with the refined simplicity of Scandinavian design, making it the heart of any space.”



— Anderssen & Voll

**Designed by**

Anderssen & Voll

**About the Designer**

Anderssen & Voll are two thirds of the former Norway Says and among the most prominent and successful Norwegian designers. They have formerly been named both Norwegian and Scandinavian Designers of the Year in Norway and have received international awards and recognition for their work with furniture, lighting, and home accessories.

**Environment**

Indoor

**Country of Production**

Lithuania

**Preassembled**

No - Assemble frame sections and mount seating modules on assembled frame sections.

**Description**

The In Situ Modular Sofa is a grand, modular design with sculptural lines that can be tailored to your individual space and taste with its modular elements hidden through subtle detailing of its front profile, paired with deep comfort and a soft seat. Choose from any of the 30 predesigned configurations or create your own, using the 9 different seating modules and loose cushions. The look and feel of the In Situ Modular Sofa is more casual in its appearance, compared to some of our other sofas. Visit our Product Planner to explore the possible configurations: [planner.muuto.com/in-situ](http://planner.muuto.com/in-situ)

\*Please note that the In Situ Cushions are not part of any configuration or seating module and must be added separately to your order.

**Material**

Frame in powder coated steel.

**Design your own**

Choose between the 30 predesigned configurations or tailor your In Situ Modular Sofa to your exact needs — if so, find the seating modules of your desired configuration and then choose the frame section(s) that match the seating modules of the desired configuration. See separate product fact sheet for frame sections. Please refer to the order guide as shown in the last pages of this product fact sheet.

# In Situ Modular Sofa Frame Section

## Dimensions

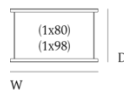
### 1 x 80

Width: 68,2 cm / 26.8"  
Depth: 100,1 cm / 39.4"  
Seat Height: 38 cm / 15"  
Leg Length: 16 cm / 6.3"




### 1 x 80 + 1 x 98

Width: 166,5 cm / 65.5"  
Depth: 100,1 cm / 39.4"  
Seat Height: 38 cm / 15"  
Leg Length: 16 cm / 6.3"



### 1 x 80 + 2 x 98

Width: 264,8 cm / 104.2"  
Depth: 100,1 cm / 39.4"  
Seat Height: 38 cm / 15"  
Leg Length: 16 cm / 6.3"



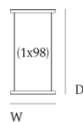
### 1 x 98

Width: 86,5 cm / 34"  
Depth: 100,1 cm / 39.4"  
Seat Height: 38 cm / 15"  
Leg Length: 16 cm / 6.3"



### 1 x 98 Chaise Longue

Width: 86,5 cm / 34"  
Depth: 162,1 cm / 63.8"  
Seat Height: 38 cm / 15"  
Leg Length: 16 cm / 6.3"



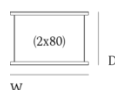
### 1 x 98 Corner

Width: 93,3 cm / 36.7"  
Depth: 93,3 cm / 36.7"  
Seat Height: 38 cm / 15"  
Leg Length: 16 cm / 6.3"




### 2 x 80

Width: 148,2 cm / 58.3"  
Depth: 100,1 cm / 39.4"  
Seat Height: 38 cm / 15"  
Leg Length: 16 cm / 6.3"



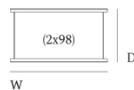
### 2 x 80 + 1 x 98

Width: 246,5 cm / 97"  
Depth: 100,1 cm / 39.4"  
Seat Height: 38 cm / 15"  
Leg Length: 16 cm / 6.3"




### 2 x 98

Width: 184,8 cm / 72.7"  
Depth: 100,1 cm / 39.4"  
Seat Height: 38 cm / 15"  
Leg Length: 16 cm / 6.3"



### 3 x 80

Width: 228,2 cm / 89.8"  
Depth: 100,1 cm / 39.4"  
Seat Height: 38 cm / 15"  
Leg Length: 16 cm / 6.3"



# In Situ Modular Sofa Frame Section

Ready-to-Ship

- Black - 1 x 80
- Black - 1 x 98
- Black - 2 x 80
- Black - 1 x 80 + 1 x 98
- Black - 2 x 98
- Black - 3 x 80
- Black - 2 x 80 + 1 x 98
- Black - 1 x 80 + 2 x 98
- Black - 1 x 98 Corner
- Black - 1 x 98 Chaise Lounge



Explore Assets

Endless Options

Create Your Own

DOWNLOAD SITE  
CONFIGURATOR  
PRODUCT PLANNER

# IN SITU MODULAR SOFA—ORDER GUIDE

A grand modular sofa that can be tailored to your exact needs with its modular elements hidden through the subtle detailing of the frame's front profile, paired with deep comfort and a soft seat.

With the In Situ Modular Sofa, you can choose between any of the 30 predefined configurations on the following pages or create your own configuration, following the guidelines below.

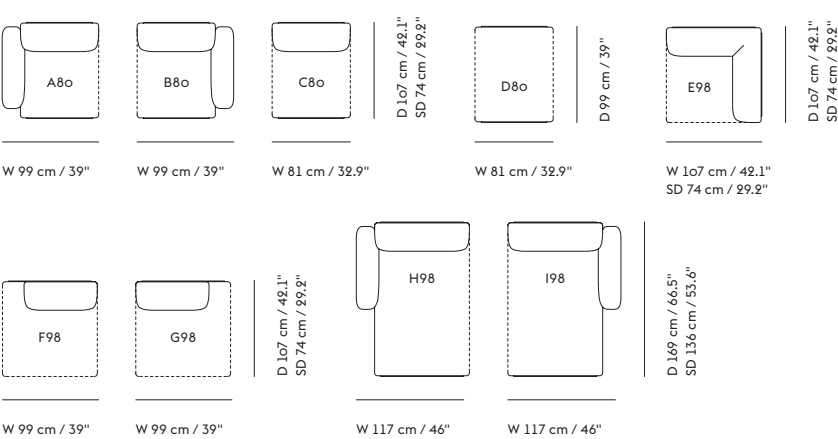
Visit [planner.muuto.com](http://planner.muuto.com) to create your own configuration online.

## Create your own In Situ Configuration

### 1. SEATING MODULES

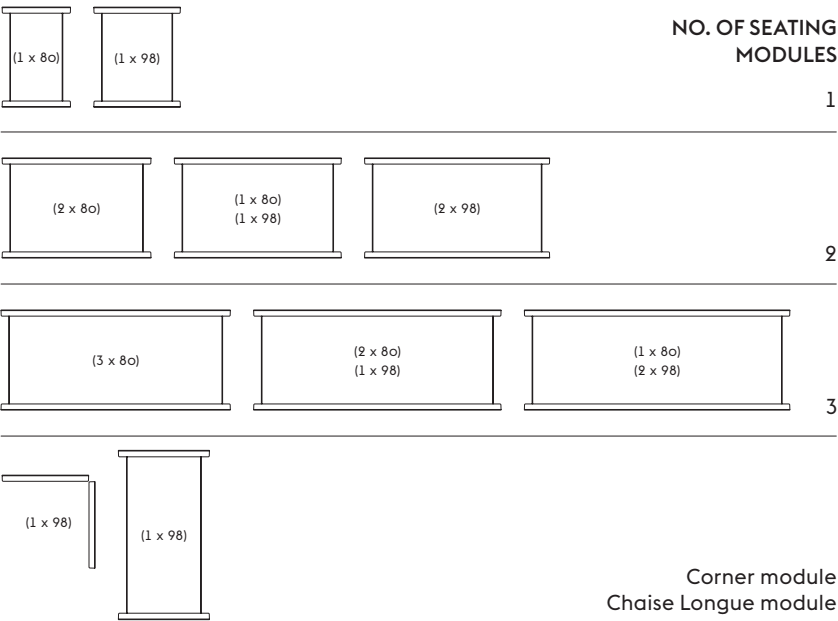
Find the seating modules of your desired configuration and add the item numbers of the desired textile or leather upholstery separately to your order. You can only connect modules to the open sides and end of the modules, illustrated here with dotted lines. An In Situ configuration must always have one of the following seating modules at each end: Armrest Module (A8O, B8O, H98 or I98), Ottoman Module (D8O) or Open-Ended Module (F98 or G98). The Ottoman Module (D8O) can only be used in extension of Open-Ended Modules (F98 or G98) or as the only free-standing I-Seater configuration possible to build.

#### SEATING MODULES



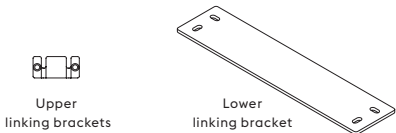
### 2. FRAME SECTIONS

Choose the frame section(s) that match the seating modules of the desired configuration (10 frame sections to choose from in total). We recommend using as few frame sections as possible when creating your own configuration for a clean appearance. A Frame Corner Section must always be supported by sections in the two open directions. A configuration with chaise longue modules H98 or I98 must be created using at least 2 sections in total.



### 3. LINKING BRACKETS

Identify the amount of linking brackets required to connect the modules in your configuration, following the guidelines below. **Linking brackets must always be used when joining together frame sections.** Linking brackets must always be mounted on the adjacent sections that face the corner section.



### 4. CUSHIONS

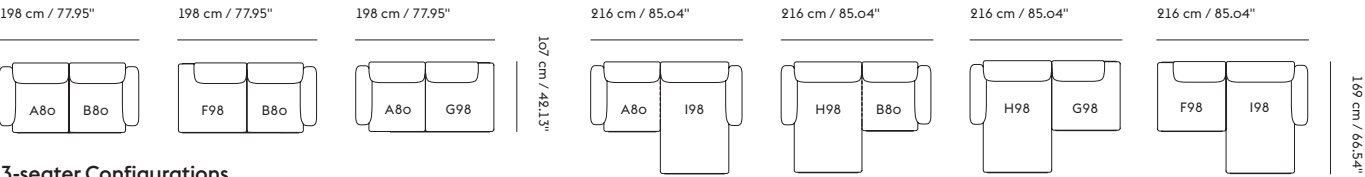
Specify optional cushions in the desired textile or leather for added comfort and a lounging expression.



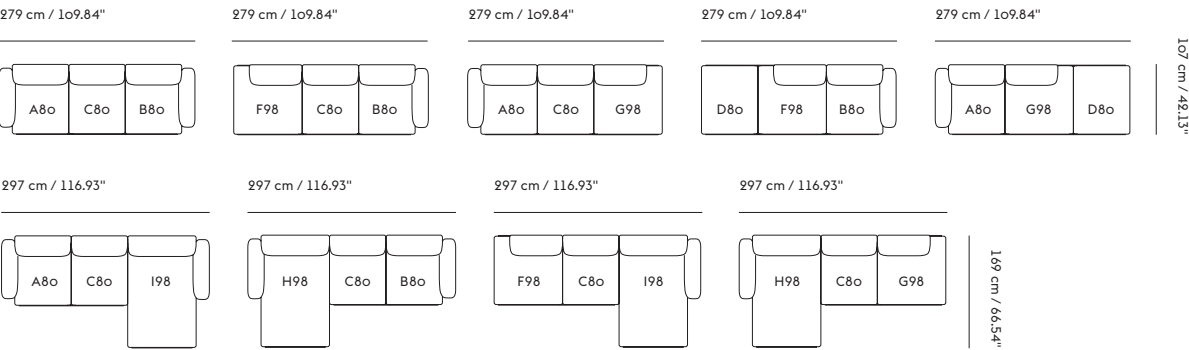
# IN SITU MODULAR SOFA—ORDER GUIDE

## INSPIRATION FOR YOUR CONFIGURATION

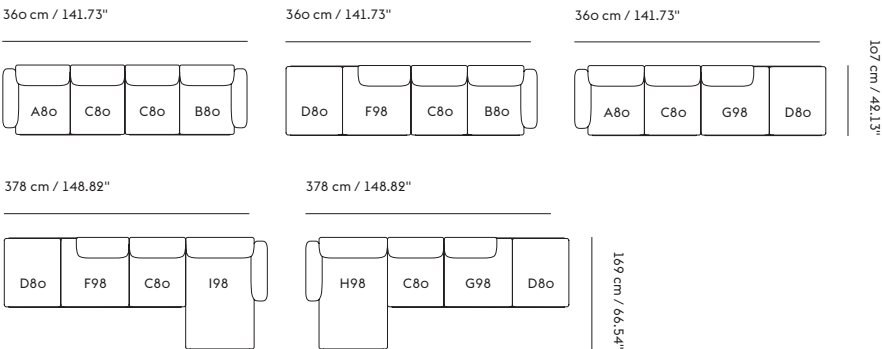
### 2-seater Configurations



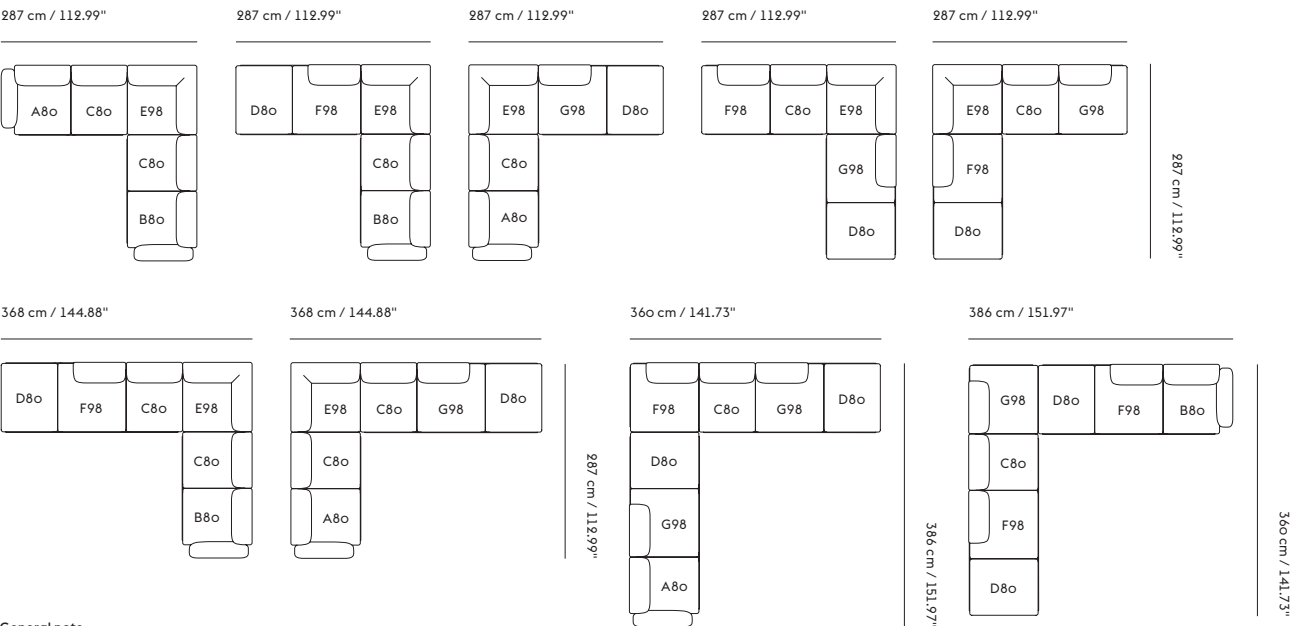
### 3-seater Configurations



### 4-seater Configurations



### Corner Configurations



**General note**  
The total dimensions of the configurations are indicative and can vary depending on how close the modules are placed as well as how many modules are combined.